

**B  
NS  
\_A**

## BENELUX NATURAL STONE ASSOCIATION

BNSA was founded in March 2021, and welcomes your membership as a natural stone professional. The association brings together all companies active in the natural stone sector in Belgium, the Netherlands and Luxembourg and aims to promote natural stone and improve general knowledge through targeted campaigns.

Members gain access to an extensive network, can rely on a well-researched information centre and enjoy training opportunities, trade fairs, technical support, a 50% discount on photography, a yearbook featuring members' completed projects, referrals on social media and more.

**How to become a member?**  
**info@bnsa.be**



### Members



## PREFACE

*“We have the most beautiful product!”* That was the title of an article about the BNSA that came out earlier this year.

Our yearbook serves as definitive proof, featuring high-class materials quarried, sourced and processed by our skilled members to produce gorgeous projects that enrich clients’ living, working and public spaces with life and colour. Natural stone is alive, authentic and unique. From the fossils in Belgian blue stone to the lovely veins of an Arabescato. We have the most beautiful product!

Natural stone is more than beautiful, it’s sustainable too. Of all construction materials, ours is the only one which extraction and processing require no heat and, therefore, no carbon emissions. Now that the Covid-19 crisis is on the wane, climate change is once again a priority. Rightfully so.

As developers, architects, contractors and natural stone specialists, we are not just responsible for the delivery of quality projects to today’s clients, we are also responsible for ensuring their sustainability for future generations.

Natural stone is an ideal solution: Natural stone does not just have a low carbon footprint, it is sustainable due to its longevity, as it will not require replacement after a few years. Countless historic buildings serve as proof. Natural stone tiles and paving are also highly suitable for reuse. Natural stone gains a lovely patina with time, becoming more attractive as it ages.

However, there is still plenty of work to be done within our sector to simplify the reuse of natural stone to make it even more sustainable and climate-friendly. This is a task for everyone, from developers and architects to quarries, importers, processors and masons.

BNSA is ideally positioned to tackle this: We work on establishing relationships between the various parties, make our knowledge centre available to all and are involved in TruStone for more responsible manufacturing and procurement of natural stone. We aim to coordinate all processes and techniques to further facilitate reuse, but more than that, we want to highlight the beauty of natural stone.

In conclusion: I wish you a “natural stone” year in 2022: Sustainable and authentic, but most of all... A very lovely 2022.



Stijn Renier,  
Chairman BNSA

Want to help promote natural stone? Want to learn more about natural stone? Become a BNSA member! For more information, visit [www.bnsa.be](http://www.bnsa.be) or email to [info@bnsa.be](mailto:info@bnsa.be)

## MARTINUS SUITE MEYERODE

### Natural stone to create an authentic holiday feeling

In the middle of the Belgian Ardennes, the Martinus Suite invites you to stay. This new suite by Horst Cohnen impresses with its closeness to nature. For the Martinus Suite, mainly natural materials were used, which were supplied by Bauma-Stone.


Relax and unwind in a place away from home. That is the meaning of a stay in the Martinus Suite 2. Thanks to the carefully selected products, cozy atmosphere meets modern, high-quality design. The renovation focused on high-quality materials and authentic charm. According to Horst Cohnen, the decision to use natural stone made absolute sense. "While ceramic quickly becomes boring, natural stone remains interesting and fascinating. It always radiates a certain warmth and a feeling of being welcome. And that is exactly what we wanted to achieve in Martinus Suite 2."

### Special finishes

A Moroccan limestone from Bauma-Stone was chosen for the ground floor. The stone was treated with a heritage finish. "This special technique gives the stone a naturally weathered, authentic look", Horst explains. "For the wellness area, we opted for a classic beige travertine. The stone still stands out because it is veined and retains the natural grain of the stone. Elsewhere in the house and in the kitchen, we used dark granite in various finishes."

Limestone and travertine were chosen because both shades harmonize perfectly with the oak wood. "Swimming pools are found in the majority of all holiday homes. Unfortunately, this was not possible in the Martinus Suite due to lack of space. For this reason, we have equipped the suite with such high-quality materials to give our guests a special experience and feeling of luxury. The wellness area adds to this experience and offers guests the highest level of comfort."


In addition to the careful selection of materials, a lot of attention was also paid to their placement. The functionality of the space was always the first priority. Large-format slabs were chosen for the floors to limit the number of joints. "The slabs of cross-cut travertine were numbered and laid one after the other to preserve the natural grain as much as possible. We had a local stonemason saw the very large slabs before placing them, but many large sections were also finished right on spot."



## BAUMA STONE

PROJECT  
Martinus Suite Meyerode


MATERIAL  
Moroccan limestone  
Travertin



## BAUMA STONE

PROJECT  
Alida

MATERIAL  
Vietnam bluestone



## BELTRAMI

PROJECT  
KPMG


EXECUTOR  
Opus Marble

DESIGN  
Jasper-Eyers Architects

PROJECT DEVELOPER  
CODIC

MATERIAL  
Sinai Pearl

PHOTOGRAPHY  
Philippe Van Gelooven



## BELTRAMI

PROJECT  
Casa Ferrero

EXECUTOR  
Trigatti

DESIGN  
Architects Perry Weber & Associés

MATERIAL  
Mandana Red  
Kandla Ochre  
Kandla Grey  
Rajastan Yellow

PHOTOGRAPHY  
Jacques Giral

## CASA FERRERO

### Chocolate paradise finished with 3,200 square metres of Indian sandstone

Casa Ferrero opened its doors in Luxembourg at the end of 2019. The Italian confectionery producer had built a brand-new office building complex here for its 1,200 staff members. Architects Perry Weber & Associés designed a building with 29,500 square metres of office space where well-being, meeting and creativity are key. What resulted is a reference project for the architectural world in which Indian sandstone supplied by Brachot Family Member Beltrami was used for both the interior and exterior flooring.

The new Ferrero International office building exudes a sense of class, in which the design takes into consideration the users' quality of life and working conditions. Two towers point towards the sky from several storeys of shared underground car parks. They are connected by means of an atrium that is covered with 800 square metres of glass. With a subdued nod to la dolce vita, this Piazza is the showpiece of the building complex. It serves as a crossroads and a meeting place where the entire company convenes to subsequently step into one of the panorama lifts that bring them to the nine floors of offices above.

The architects had a highly specific idea in mind for the floor of the courtyard. They created a pattern of alternating trapeziums composed of Indian sandstone, edged in weathered steel. The variations in colour had to be uniform, without too much latitude.


This complex assignment was perfect for Beltrami. 'We are always happy to provide our clients with input and look for the best materials and suppliers in order to meet their expectations and execute our design in the best possible way', says marketing manager Hannelore Schotsaert. 'Natural stone tile specialist Beltrami supplied some 3,200 square metres of Indian sandstone, which was subsequently installed by the Luxembourg-based firm Trigatti on the piazza, the cladding on the façade and partly on the upper storeys.'


**'A highly specific selection process in terms of colour was applied to the 108,000 tiles.'**

#### Challenging project

A great deal of thought went into the execution of the project. 'We used huge quantities of Kandla Ochre, Kandla Grey and Rajasthan Yellow. Kandla Ochre was interspersed with touches of Mandana Red to create a more distinct contrast with Kandla Grey. All in all, we supplied just under 108,000 tiles', confirms Hannelore. 'Hardly any variations in colour were permitted for each type of material. Therefore, a highly specific selection in terms of colour was needed, for which Beltrami sought – and found – the right partner. Moreover, because the tiles were to be installed by means of bonding, they had to be calibrated. This was a highly unusual procedure for tiled floors.'

The materials were sourced from the Indian city of Rajasthan, where Beltrami, together with several other Brachot Family Members, is committed to improving the standard of living and employment circumstances of the local population. They do this partly through the TruStone initiative, signed in 2019, in which the Flemish and Dutch natural stone sector set down agreements to promote a more sustainable and responsible production of Fair Sandstone from India and China. 'Beltrami has contributed to a diversity of projects in the past decades in order to promote fair trade in these regions. In 2013 we initiated the No Child Left Behind project, with the objective of improving the standard of living in the region and reducing child labour. We support specific NGOs that are dedicated to improving education and living circumstances for children and mothers. Beltrami is a Family Member of Brachot. We share the same values, in which the focus is on the sustainable and fair nature of our materials.'





## BELTRAMI


PROJECT  
Leieboorden Harelbeke

EXECUTOR  
Verhelst + Herbosch-Kiere

MATERIAL  
Oriental Basalt  
Shandong Grey  
Kandla Grey  
Vinabasalt

PHOTOGRAPHY  
Buro H+C - Valerie Clarysse







## BELTRAMI

EXECUTOR  
Wim Dewan

DESIGN  
Architect Jurgen Weyne

MATERIAL  
Pietra Biccini

PHOTOGRAPHY  
Buro H+C - Valerie Clarysse



## BMB

PROJECT  
Ironie Knokke

PROCESSOR  
D'Andrea Natuursteen

MATERIAL  
Panda White

## IRONIE KNOKKE

### A book-matched marble staircase welcomes customers to the boutique

The proprietors of Ironie, an exclusive boutique in Knokke-Heist, wanted the interior of their shop to exude the same exclusivity as the shoes and bags in their shop window. Peter Vleugels and Sabine Acke succeeded beautifully in this, particularly thanks to a unique marble staircase in Panda White. The eye-catcher of the shop!

Two years ago, proprietors Peter Vleugels and Sabine Acke decided to refurbish the interior of their shop. 'Our suppliers expect a certain standard of quality from the establishments where their products are offered for sale. Brands such as Prada and Saint Laurent are sold only in the more exclusive shops, where an equally exclusive interior is de rigueur. Ironie already had a stylish interior – which also included elements executed in natural stone – but we wanted something a bit more modern after twenty years.'

A remarkable detail is that Peter and Sabine designed their interior themselves, without the help of an interior decorator, including the drawings. 'We knew straight away that we wanted our staircase, counter and shop window in natural stone', says Peter. 'These elements had to be genuine eye-catchers, to which we would align the remainder of our interior. The people at the natural stone firm D'Andrea assisted us wonderfully throughout the process. The beautiful Panda White marble was exactly what we wanted.'

**'This interior is a showpiece demonstrating D'Andrea's abilities'**

### LED strips and natural stone

'Panda White is a very special type of marble', says Sandra D'Andrea. 'In this case, we also decided to lay it in a book-matched pattern, which produced a stunning effect. It will be even more beautiful when the slabs are polished.' Peter adds: 'We consulted with D'Andrea to decide where each slab would be laid. This allowed us to create a V-shaped pattern on the stairs, which produces a highly welcoming effect on the customers entering the shop. We also incorporated LED strips in the stairs to enable the staircase to light up when it is dark. The patterns on the countertop and in the shop window also turned out exactly as we had envisioned.'

'It was not a matter-of-course project', recalls Sandra D'Andrea. 'It never is when you opt for book-matching. If a slab needs to be discarded due to a cutting error you can toss out your entire design. Everything has to be measured with the greatest accuracy in the laying process. That is also why book-matching is not used often. It is such a delicate technique. Still, we are extremely pleased with the result. This interior is the perfect showpiece to demonstrate D'Andrea's abilities.'






## BMB

PROCESSOR  
Wingens Natuursteenbedrijf

MATERIAL  
Ceppo Di Alba




## BMB

PROCESSOR  
Verbaendert

DESIGN  
Woodlab

MATERIAL  
Bronze Fantasy



## BMB

PROCESSOR  
Verhelst Natuursteen

MATERIAL  
Orobico Grigio



## BRACHOT SURFACES

PROJECT  
Hashotel

PROCESSOR  
Philips Natuursteen

DESIGN  
Architect UAU collective - Tom Latet +  
Massimo Pignanello

MATERIAL  
Travertino Romano Classico

PHOTOGRAPHY  
Buro H+C - Valerie Clarysse

## HASHOTEL

### A high-end feeling with the warmth of travertine

The bar was recently raised even higher for the hotel sector in Hasselt. The refurbished Hashotel in the city centre is a luxury boutique hotel with a homelike atmosphere. Architectural firm UAU Collectiv played a home game with regard to its design, with the natural stone travertine as the highest-scoring player. Brachot Family Members Beltrami and Brachot Surfaces supplied the necessary materials, while Philips Natuursteen took care of the installation.

The refurbishing of Hashotel involved renovations, on the one hand, and an expansion, on the other. A section of the hotel was torn down and replaced by a wing built up out of carefully structured prefab storeys. This resulted in an elegant dynamic featuring meticulously considered details, devised by architects Tom Latet and Massimo Pignanello of the Hasselt-based firm UAU Collectiv. And although the façade, with its glazed strips of bricks, is certainly worth admiring, it is the natural stone that steals the show. From the moment you enter Hashotel, there is no ignoring the travertine.

‘Hashotel presents itself as a high-end boutique hotel with a homelike atmosphere. We conveyed this in a design where the interior and exterior environment are perfectly in balance,’ explains architect Tom Latet. ‘We were in charge of the entire project and designed a new entrance and lobby, as well as the new restaurant and the hotel rooms, among others.’


**‘There is no place like a quarry to truly experience the power and beauty of natural stone.’**

### Visit to the quarries

The architectural firm has a preference for natural stone. In this case, the material reinforces the high-quality and sustainable appeal of the project. Was travertine their first choice, right from the start? ‘We held quite a few fascinating discussions with our customer’, recalls Massimo Pignanello. ‘Our aim is always to select a comprehensive palette of colours and materials that are a perfect match, in terms of both the interior and exterior. To persuade our customer of the beauty and power of travertine, we invited him to visit the travertine quarries near Rome. This enabled them to get a good feel for the material and allowed us to select precisely the hue we wanted. Ultimately, we opted for a beautiful, warm combination of cement, walnut and travertine.’

### Variations due to the finishing

The type of travertine ultimately used is Travertino Romano Classico, in a beige hue and with a honed finish and a lined, heterogeneous pattern. The tiny pores on the surface of the tiles to be used outdoors were closed with cement, while those designated for interior use were closed with resin for an exceptionally deep lustre. The pores on the wall tiles are left untreated. We appealed to the expertise of Beltrami to assist us with the floor covering. As an innovator in tiles, Beltrami offers custom-made solutions in the way of material, size and finish, in which they take the use of the product – whether indoors or out, for example – into consideration. The cladding of the walls and further details with regard to the travertine were sawn by Philips Natuursteen from slabs supplied by Brachot Surfaces, a European all-in-one supplier of high-quality natural stone slabs.








## BRACHOT SURFACES

EXECUTOR  
Rumat

DESIGN  
Architect Els Verzele

MATERIAL  
Calacatta  
Sinai Pearl  
Travertin  
Titanium  
Kilkenny Limestone

PHOTOGRAPHY  
Annick Vernimmen



## BRACHOT SURFACES

PROJECT  
Kasteel Nazareth

EXECUTOR  
Helskens

MATERIAL  
Marmi Di Giovanni

PHOTOGRAPHY  
Annick Vernimmen






## BRACHOT SURFACES

PROJECT  
Kasteel Nazareth

EXECUTOR  
Helskens

MATERIAL  
Breccia Medicea

PHOTOGRAPHY  
Annick Vernimmen



## CARRIÈRES DU HAINAUT

**PROJECT**  
Stadskantoor Venlo

**DESIGN**  
Kraaijvanger architects  
Hans Goverde

**MATERIAL**  
Belgian bluestone Carrières du Hainaut

**PHOTOGRAPHY**  
Kraaijvanger Architects  
Michel Vaernewijck  
Ronald Tilleman

## STADSKANTOOR VENLO

### Belgian Bluestone conquers the Dutch market

The Town Hall of Venlo in the Netherlands was designed entirely according to the cradle-to-cradle principle. It was therefore only logical that a material as sustainable as natural stone was chosen for this building. The natural stone used was sourced in Belgium. The Belgian Bluestone from the quarries in Carrières du Hainaut, in various finishes, currently graces both the interior and exterior floors of this building.


Venlo's new Town Hall is an office building where 630 people work and a meeting place for the residents of the city. The concept features a plethora of cradle-to-cradle solutions in all scopes and sizes and is therefore a prime example of circular building using natural and reusable raw materials. Kraaijvanger Architects from Rotterdam designed a building where health and connection are the key elements. The green, air-purifying façade – one of the largest in all of Europe – immediately catches the eye, but sustainable, high-quality and reusable raw materials were used throughout the building in accordance with a material passport. A deposit system even applies to some of the material used.


Natural stone is an indispensable part of the project. Although the materials were sourced regionally to the greatest extent possible, an exception was made for the natural stone ultimately chosen. The architects opted for Belgian Bluestone. 'Belgian Bluestone is sustainable in every sense of the word: the material is wear-resistant, is quarried according to sustainable practices and has its natural origins in Belgium, which is nearby. The choice was quickly made', recalls architect Hans Goverde.

**'Natural stone is a circular alternative and an indispensable part of the project.'**

### Finishing to create space

Belgian Bluestone tiles from the quarries and production sites of Carrières du Hainaut were chosen for the floors, both inside and outside the building. The finish was chosen to suit the purpose, not only in terms of the look and feel but also to ensure the safety of the visitors. The blue-flamed version was used outside, for example, while EnoTouch – a speckled, light grey finish with anti-slip properties – was applied inside. The tiles are interspersed with strips in a light blue honed finish. Even the furniture was chosen to match, with details executed in the same Belgian Bluestone. 'We guide the visitor inside across a 'red carpet', as it were, of bluestone, where the variation in tiling lends the space a unique character,' says the architect. 'The EnoTouch tiles, with their striped pattern, also emphasise the expansiveness of the hall.'





## CARRIERES DU HAINAUT

**PROJECT**  
Aesop's signature Store

**DESIGN**  
Vincent Van Duysen Architects

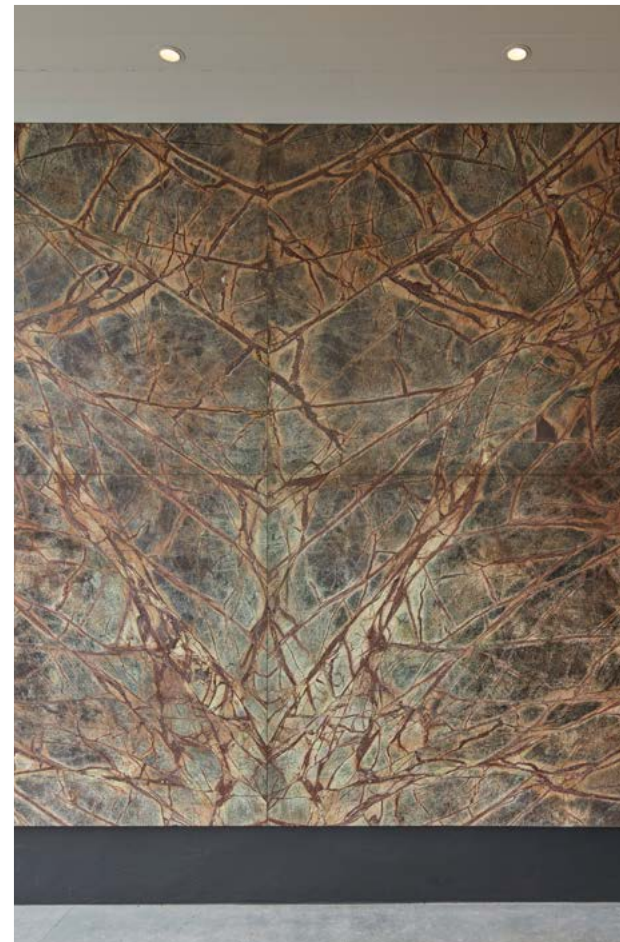
**MATERIAL**  
Belgian bluestone Carrières du Hainaut

**PHOTOGRAPHY**  
V. Van Duysen Architects



## CARRIERES DE LA PREALLE

MATERIAL  
Belgian bluestone  
Carrières de la Préalles Sprimont



## CROMARBO

**PROJECT**  
Restaurant la Villa Lorraine Uccle/Ukkel

**EXECUTOR**  
3D Stone

**DESIGN**  
Architects A3 Development

**MATERIAL**  
Travertino Rosso  
Forest Brown  
Travertino scuro noce cross cut

**PHOTOGRAPHY**  
Jo Pauwels



## RESTAURANT LA VILLA LORRAINE UKKEL

### La Villa Lorraine ready for its second youth

The new interior of gastronomic restaurant La Villa Lorraine is simply stunning. Architect Christophe Legrand from A3 Development used different types of natural stone in his design, which were procured from Cromarbo and subsequently cut to size by stonecutter 3D Stone. A mural shows off the various types of natural stone to their best advantage.

La Villa Lorraine is a renowned Brussels gastronomic restaurant near the Bois de la Cambre, where former two-star chef Yves Mattagne sways the sceptre in the kitchen. A prestigious project for architect Christophe Legrand. 'The project did not cause us any stress. I dare say that we are well-known in this sector and receive requests like this on a regular basis. We are currently working on the interior of the starred restaurant La Villa Emily, for example.' The former interior of La Villa Lorraine was rather dark. 'We wanted to bring more light into it. A great challenge was to finding a design that would please all the managers of La Villa Lorraine. Considering that the restaurant is run by two generations – parents and their children – their age difference is reflected in a slight difference in taste.'


Legrand managed to conjure up a design that satisfied everyone's wishes and also fit in with Yves Mattagne's vision of 'La Villa Lorraine 2.0'. The architect chose different types of natural stone for this upgrade. 'I love using this material: natural stone has a very stylish and timeless allure and it stands the test of time with flying colours. It is very easy to combine with wood, glass and a plethora of other materials.'

**'Materials were chosen to match the natural stone.'**

### Works of art and craftsmen

The primary type of natural stone used by Legrand was a travertine that matched the traditional pale travertine already present in the restaurant. 'We opted for Travertino Rosso for the counter near the cloakroom and in the powder rooms. The eye-catching exterior wall was finished in Forest Brown Indian marble. The other elements and materials in the interior were chosen to match the natural stone. This allows it to be shown off to its best advantage. We also added some details in brass to create a nice contrast with the natural stone.'

Experienced craftsmen were engaged for each aspect of the work. The materials were carefully selected at Cromarbo and subsequently installed by 3D Stone. One of the most striking elements in the restaurant is a mural. 'An artist friend of the proprietor created this mural at his request. It resulted in a bit more work, because we sat down with the artist several times to coordinate our respective ideas. But we were able to achieve a very successful result, so it was more than worth the extra effort.'






## CROMARBO

DESIGN  
Architect De Bree Interieur

EXECUTOR  
Potier Stone

MATERIAL  
Belvedere

PHOTOGRAPHY  
Caféïne



## DILS D&W NATUURSTEEN

EXECUTOR  
Wim Bats

MATERIAL  
Belgian bluestone

## History at the edge of the pool

An outdated swimming pool in Schoten was given a makeover in natural stone, supplied by Dils D&W Natuursteen. The owner chose a sandblasted type of Belgian bluestone for the terrace, and a burnt and brushed version for the border surrounding the pool. The result is stunning. 'This is exactly what I would choose for my own home,' says tiler Wim Bats.

The terrace and border surrounding the swimming pool at the residence of Geert Philipssen in Schoten were refurbished by Wim Bats from Grobbendonk. 'When the pool was built initially, the owners opted for a composite stone, but after thirty years they wanted to transform the now outdated look into something more contemporary.'

The customer hesitated between Asian and Belgian bluestone, but ultimately opted for a product from his own country. 'First of all, I noticed a vague, brownish sheen on the Asian bluestone tiles, as if they had been coated with a fine layer of dust. Belgian bluestone has a nicer, vivid colour.' Sustainability was also a criterion. 'You pay a bit more for Belgian natural stone, but I thought that procuring tiles from only 150 kilometres away was worth the additional expense.'

**'Belgian bluestone has a nice, vivid colour.'**

### Perfect customisation

'Personally, I prefer Belgian bluestone to Asian', says tiler Wim Bats. 'Both types have white veins, which produces a very natural effect. But the Belgian variant also has fossils in it, which I personally think is a nice touch in natural stone. As if your stone is carrying a bit of history inside it.'



The spiral stairs leading into the water are Romanesque in style. Dils D&W Natuursteen was asked to supply the natural stone tiles. 'Dils D&W Natuursteen visited the Philipssen residence to measure the staircase so that the natural stone could be cut perfectly to size. You may think this is matter-of-course, but Dils D&W Natuursteen executed the job to perfection. All that was left for us was lay the tiles; they needed hardly any trimming.'

### Soft and natural

It took Wim Bats and a colleague almost two weeks to complete the project. 'The tiles were 90 by 90cm, so they were quite heavy which makes laying them a challenge. But I am very proud of the result. This is exactly what I would choose for my own home. The tiles were lightly sandblasted, and the bluestone coping for the pool was burnt and brushed with a straight bullnose trim.'

Philipssen is also hugely satisfied with the result. 'The stone has a very serene and natural look to it. Belgian bluestone is also a very pleasant material to walk on. If the sun shines on it for hours on a bright summer day, you can still walk on it barefoot quite comfortably. The stone also feels pleasant and soft to the touch. This includes the bluestone around the pool, which was roughened a bit to prevent people from slipping.'





## MARIS NATUURSTEEN

PROJECT  
Grote Markt Tienen

MATERIAL  
Belgian Porphyry - recycled

## GROTE MARKT TIENEN

### Grote Markt Tienen: a perfect example of upcycling

The most beautiful 'second-hand' Grote Markt? You will find it in Tienen. The material used for paving the square was porphyry, a Belgian natural stone that is no longer quarried. 'The natural stone was recovered from road works executed in Antwerp,' says Peter Maris from the Maris natural stone company.

The designer knew straight away that Belgian natural stone was the perfect choice for the Grote Markt in Tienen, one of the largest market squares in the country. 'The only Belgian natural stone that is still quarried today is bluestone, but it is not sturdy enough to withstand motorised traffic.' Porphyry is another product that Belgium takes pride in, but it has not been quarried for a hundred years. 'This does not mean that it cannot be used in new projects,' says Maris. 'Lots of porphyry is currently being recycled.'

#### A valuable discovery under layers of asphalt

In the past, porphyry cobblestones were used to build roads.

'In the course of time, layers of asphalt were often laid on top of porphyry when the surface of a road was renewed.

A horrible thought for lovers of natural stone. Of course, people didn't know any better back then. Nowadays, when work is being done on sewers, entire roads are broken up.

The contractors resell the porphyry stones they come across in this process to natural stone dealers.'


The cobblestones are, in fact, just as sturdy as ever and therefore usable. It is simply a matter of cleaning them and cutting away the top layer containing the asphalt residue. Although this is a labour-intensive job, you end up with a batch of perfectly usable, beautiful natural stone.' When Maris heard that the Grote Markt was to be paved in porphyry, he went looking for a batch. 'Thanks to a project in Antwerp, we were able to purchase a single batch of cobblestones containing the more than 350,000 stones we would need in Tienen. We were also engaged to lay the stones.'


#### Magnificent hues

Using porphyry in projects today therefore requires quite a lot of effort. 'But it is more than worthwhile', says Maris. 'As porphyry is one of the hardest stones in the world, it is of outstanding quality. Not only that, it is also very beautiful and has a green-blue sheen to it. It comes in rather light hues, which give it a serene look. That makes it ideal for paving streets. You don't want a cacophony of colours there. Lastly, there is the sustainability aspect. Recycling natural stone is much more sustainable than importing newly quarried natural stone from the other side of the world.'

Maris is always happy when he drives past 'his' Grote Markt. 'Another nice thing about our product is that you can see the result of our work', says Peter Maris. 'The historic buildings on the Grote Markt are shown off to their advantage even better thanks to the porphyry. A stunning result.'




**'Lots of porphyry is currently being recycled.'**





## MARIS NATUURSTEEN

MATERIAL  
Portuguese limestone Figueras Beje




## TUINMATERIALEN MEYNEN

EXECUTORS  
Steven David  
Schoone Tuinaanleg

MATERIAL  
Bluestone  
Granite G654





**MICHEL OPREY &  
BEISTERVELD**

MATERIAL  
Black Taurus



**MICHEL OPREY &  
BEISTERVELD**

EXECUTOR  
Mutsaerts Natuursteen

MATERIAL  
Grigio Collemandina



**MICHEL OPREY &  
BEISTERVELD**

PROJECT  
Herenhuis Utrecht

DESIGN  
Interior Design Mio HOME

MATERIAL  
Belvedere

## HERENHUIS UTRECHT

### Natural stone as a bridge between modern and traditional

The Dutch city of Utrecht boasts a handsome mix of modern architecture and traditional buildings. One of the houses with the authentic charm so typical to this city is home to two best friends. Daniëlle van Luin of Mio Home was commissioned to divide it into two separate residences. Colour and the use of natural stone contribute to a well-balanced interior on both floors.

Daniëlle van Luin designs interiors throughout the Netherlands with her Mio Home company. One of the tasks of Mio Home in its interior design projects is the installation of the kitchen. 'The kitchen is the heart of every home,' explains the interior designer. 'That was no different in this charming building in Utrecht. We wanted to create an exciting interior where the authentic elements were preserved to the greatest possible extent. We kept the fireplace and the panelling, and renovated the wooden floor. Natural stone in the kitchen provided the perfect solution for creating a modern interior that nevertheless allows the classic elements to be shown off to their best advantage.'

Mio Home called on natural stone dealer MOB Oprey for assistance with this project, while stonecutter Smits & Sons was responsible for cutting the tiles to size. A natural stone kitchen worktop was chosen for the kitchens on both the upper and lower floors. The one upstairs was executed in polished calacatta marble, while the downstairs kitchen boasts Belvedere granite in a leather finish. 'It was love at first sight the minute my client saw the granite,' recalls Daniëlle. 'I always let them visit MOB Oprey on their own. Choosing natural stone is very personal. I compare it to choosing a work of art. The stone has to appeal to you instantly and last the entire lifetime of your kitchen. I don't want to impose my own taste on my clients. If they want me to come along on a second or third visit, I'll be happy to accompany them.'

**'Choosing natural stone is a highly personal process, comparable to selecting a work of art.'**

### The kitchen as a starting point

Colour is an important aspect of the interiors designed by Mio Home. It brings life and gives a room and its inhabitants energy. 'A beautiful wallpaper or a unique type of natural stone can contribute to that,' adds Daniëlle. 'Like the Belvedere granite. That warm golden veining contributes perfectly to the effect I wanted to create in this house.'

The leather finish gives the worktop a protective layer, but also provides the granite with added depth and colour. These elements are precisely why Daniëlle van Luin loves working with a material like natural stone. 'There is no other material that displays all the hues and textures as beautifully as natural stone,' she explains. 'The warmth, the depth, the quality. These are elements that contribute to the interior. In this house, they really add the finishing touch to the kitchen – and even the entire building. When I start on a design, the starting point is always the kitchen. That space comprises the connection with the rest of an attractive and well-balanced interior.'







**MICHEL OPREY &  
BEISTERVELD**

EXECUTOR  
Stone Company

DESIGN  
Van Oosterwijk Interieur

MATERIAL  
Castle stone grey-blue  
Beach pebbles white-beige




## POTIER STONE

DESIGN  
Dejaeger Interieurarchitecten

MATERIAL  
Atumn Leaf

PHOTOGRAPHY  
Cafeine



## POTIER STONE

DESIGN  
Interior Architect: Philip Simoen with  
Bieke De Coninck

MATERIAL  
Breccia Fiume

PHOTOGRAPHY  
Bert Vereecke

### Atypical marble as an eye-catcher

Potier Stone delivered and installed a Breccia Fiume natural stone worktop in the kitchen of a flat in Duinbergen. Simoen Interieur, in conjunction with architect Bieke De Conick, was responsible for the design. 'Our designs are generally understated, but we wanted something a bit more extravagant for this house on the coast', says interior architect Philip Simoen.

The client had already engaged Philip Simoen to design the interior of their current home. It became a zen-like, stark house with mellow natural stone elements. The interior designer decided to take a different approach for this holiday flat in Duinbergen. 'If you are creating a holiday flat, it's okay to create a different look and feel. The flat is not very spacious, and the owners only spend a portion of their time here. That's why I opted for an eye-catcher that makes the entire flat more exciting', he says.


The eye-catcher he refers to is Breccia Fiume marble, in the exquisite finish delivered by Potier Stone. A particularly decorative choice, of which even the ancient Egyptians and Romans were great fans. Nevertheless, it is an atypical choice for a kitchen worktop. 'This marble doesn't have any real veining. You could actually describe it as irregular chunks in light grey and dark green', says Philip. 'This palette of colours and the bold patterns in the natural stone is reminiscent of the sea. We covered the entire counter with it. The washbasin in the powder room was also executed in Breccia Fiume. Potier Stone is really in a category of its own when it comes to finishing.'

#### The right proportions


Philip Simoen's interior designs are usually characterised by an elegant sobriety. Breccia Fiume was therefore also an oddity in that respect. 'The rest of the interior actually flowed from this natural stone', he explains. 'We opted for dark cabinets in oak with a mahogany hue, for example. This wood cohabits, as it were, with the stone. The living area was given herringbone parquet flooring, but we deliberately kept the rest of the flat austere.'

Philip likes to work with natural stone. 'The material has a kind of tactility that you won't find anywhere else. It also combines beautifully with other natural materials or other types of natural stone. Although I am convinced that you have to use it in the right proportions. Too much is of ought is, as they say, good for nought.'

**'The wood cohabits, as it were, with the natural stone.'**









## STONE

PROJECT  
AG Real Estate

PROJECT DEVELOPER  
AG Real Estate

MATERIAL  
Gradina

PHOTOGRAPHY  
Buro H+C - Valerie Clarysse



## STONE

PROJECT  
SPAAS

DESIGN  
Interior Architects Stephanie Parein +  
Caroline De Cuyper

MATERIAL  
Verde Basilica

PHOTOGRAPHY  
Buro H+C - Valerie Clarysse

### Black marble for a classical and trendy bathroom

Interior designer Stephanie Parein designed two bathrooms using natural stone for a flat in Brussels. She chose a bold concept with black marble, procured from Stone, for the shower room. 'A somewhat dark foundation but you get a stunning timeless and classic result when you combine it with white. It's also quite trendy.'

Stephanie Parein has a predilection for natural stone. 'This is because it is such a classic material and easy to combine with so many varieties of wood. On top of that, it is easy to maintain. I love using travertine, for example.' Nevertheless, black marble is not a material she uses often. 'It is quite a daring choice in the way of natural stone. It is difficult to judge from the small area in the showroom whether it will also work in a larger area in an actual flat or house. It was completely by chance that two customers in six months fell in love with the idea of black marble.'

#### Dark versus light

The first couple engaged Parein to design the bathroom in a house they let out. 'Three tenants share a bathroom in that house, so it could be a bit more stylish,' explains Parein. 'The black marble was a great success there as well. Using this as an example, I was able to persuade the second couple to opt for a similar concept in their two bathrooms.'


#### 'A bold choice with a successful result.'


Because black marble is so dark, it is best used in a room with natural light. Although that was not the case in this bathroom. 'We chose white walls and white washbasins so that it would not be too dark. And that worked out really well. The lady absolutely wanted green in her bathroom. So, we incorporated that into the other bathroom. Because this black marble also has a green sheen to it, she was instantly sold on the idea.'

#### Trendy

Although black marble has a very classical allure, it is quite a trendy material. The couple was still in their twenties. 'That just goes to show you that this material can appeal to different generations. White marble may be a safer choice, and this usually produces an equally fantastic effect', says Parein.

The marble was also installed on the floor of the shower in a sandblasted finish to prevent slipping. The veining in the marble runs all the way through, because the natural stone was sawn in open-book fashion. 'Two successive slices of natural stone quarried from the same block are folded open instead of lain side by side to produce a mirrored effect. This technique may not be an obvious choice, but if you know what you are doing, you should not be afraid to try it. The pattern in the marble should not be too busy, but when you can choose your natural stone at Stone you have control over this.'





## STONE

PROJECT  
Yzerpark

DESIGN  
Binst Architects

MATERIAL  
Gradina

PHOTOGRAPHY  
Buro H+C - Valerie Clarysse



## STONE

PROJECT  
Yust Antwerp Hotel

DESIGN  
POLO Architects / Interior Architects  
Stephanie Parein + Caroline De Cuyper

MATERIAL  
Flagstone

PHOTOGRAPHY  
Buro H+C - Valerie Clarysse



## STONE SENSES BY STONE CONSULTING

PROJECT  
Kapsalon Mooi Aartrijke

DESIGN  
Interior Architect Vincent Van Laere

MATERIAL  
Kesra Calima

## KAPSALON MOOI AARTRIJKE

### Sandblasted marble as an eye-catcher inside and outside the hair salon

Interior designer Vincent Van Laere does not like run-of-the-mill projects. He is firmly committed to design that make an impression. He achieves this by combining colours and materials in unusual ways that might not occur to other designers. That certainly applies to this Aartrijke hair salon.


“I wanted a design that would also strike people from the outside. And I succeeded in doing so. Even passing cars will stop to take a look at the design.” Interior designer Vincent Van Laere is very satisfied with his work for Aartrijke’s MooJ.J hair salon. He often works on projects that require a unique approach in the hospitality industry, retail or the private sector. He likes to add an innovative touch in all his designs. “This project concerned a small space of 25 square metres. The styling units and other objects of furniture – designed in-house – are definitely not standard items and take everything to a higher level.”

The interior’s greatest eye-catcher is the marble floor. Thanks to a sandblasted finish, the natural stone combines beautifully with the concrete look of the other tiles. He chose Kesra Calima, a brown marble from Turkey, in tiles 48 by 8 cm in size and 2 cm thick. “We used it to create a catwalk inside the salon. The tiles were installed in a chevron pattern,” Vincent relates. “The catwalk leads up to a big mirror, doubling the effect and causing the space to appear much larger. The mirrors for the styling units also reach all the way to the floor, extending the pattern visually.

### Elegant touch

Vincent Van Laere loves using natural stone. “It’s a very rewarding material that can be used to create unique objects of furniture, for instance. I like to use natural stone to add just a touch of elegance. That includes floors. Tiling an entire floor can be an expensive proposition.”

Elegant is certainly a good description of this Aartrijke hair salon. Additional brass accents, black seating and distinctive lighting fixtures complete the picture. “I always try to find a perfect match between various materials in my designs. I also aim to do something different than the usual each time, to be innovative and catch people’s imagination,” Vincent says. “Again, I didn’t want to create just another salon interior. That’s why I designed the styling units and counter myself as well. They are all free-standing within the space. That adds to the experience.”



VINCENT VAN LAERE



## STONE SENSES BY STONE CONSULTING

PROJECT  
Ver-uitbouw woonboerderij Mastbosch

DESIGN  
Architects DDI - Willem-Jan van Ginkel

MATERIAL  
Z.A.G - Straight cut

PHOTOGRAPHY  
Architects DDI






## STONE SENSES BY STONE CONSULTING

MATERIAL  
Z.O.B. - Leather

PHOTOGRAPHY  
Stone Senses by Stone Consulting



## STONE SENSES BY STONE CONSULTING

EXECUTOR  
Luxabouw

DESIGN  
Stone Senses by Stone Consulting

MATERIAL  
Chinese travertin





## TUYTELAERS NATUURSTEEN

EXECUTOR  
Keuken Raeymaekers

DESIGN  
Lise Luyten Interior Architect

MATERIAL  
Fior Di Bosco





## TUYTELAERS NATUURSTEEN

DESIGN  
Paul Devriendt Architects

MATERIAL  
Silver River

PHOTOGRAPHY  
Buro H+C - Valerie Clarysse






## TUYTELAERS NATUURSTEEN

PROJECT  
Architectenkantoor Devriendt

DESIGN  
Paul Devriendt Architects

MATERIAL  
Breccia Capraia

PHOTOGRAPHY  
Buro H+C - Valerie Clarysse



## TUYTELAERS NATUURSTEEN

PROJECT  
Jordaenskaai Antwerpen

DESIGN  
Binst Architects

MATERIAL  
Macaubas Giotto

PHOTOGRAPHY  
Buro H+C - Valerie Clarysse

## JORDAENSKAAI ANTWERPEN

### Natural stone on the spot where Antwerp was born

Antwerp's Jordaenskaai is a site of tremendous historical significance for the city. You can still see the old city walls here and it is situated in the direct vicinity of the Scheldt River. The renowned Antwerp-based firm BINST Architects designed a building containing flats and a shop on the corner of Zakstraat. Its façade is adorned with Macaubas Giotto quartzite, installed by Tuytelaers and selected from its product range.

You could call the Antwerp Scheldt quays a city border in dialogue with the river. Its residents live on the water, in a historic spot. BINST Architects designed a new building on the corner of this unique location, using natural stone as the basis of the design. 'We deliberately chose not to use brick. The alternative, natural stone, emphasises the grandeur and maritime atmosphere of the location', says Luc Binst, CEO of the architectural firm. 'Natural stone deserves to be used with integrity: the right stone for the right function, in the right hue and pattern. We regularly make use of natural stone, particularly if a project allows it. It is a strong material that also distinguishes itself in terms of maintenance and durability.'


The architectural firm chose Brazilian Macaubas Giotto quartzite, available from Tuytelaers, for the building's façade. The expressive veining and artistic allure of the material were the deciding factors. 'The alternating façade bands of light natural stone interspersed with expressive grey veining are an abstract representation of the water on the Scheldekaai, in reconciliation with the context, as a special reference to the power of water and our everyday visual relationship with it', explains Binst. 'In an urban context, we also need to be alert to weather conditions and graffiti. The stone had to be nourished, and was impregnated against contamination.'




### Basic ingredient

Special attention was also paid to the installation. 'Each slab was photographed beforehand in Tuytelaers' studio to create a meticulous record of the cutting and positioning of each slab. The veins always run in the same direction to the mitred corner. The slabs were then suspended with supporting anchors, taking into account the WTCB guidelines of a maximum surface area of one square metre per slab.'

This resulted in an architectural language that can immediately be read as a simple volume of stacked slabs of varying degrees of thickness. The natural stone on the façade gives the entire composition tremendous allure. 'That is what is so rewarding about a material as noble as natural stone. You can mould it into the desired formats and subsequently incorporate this into the interior finishing', says Luc Binst. 'We have been working more and more with natural stone in the past six or seven years. It has almost become a basic ingredient.'

**'Natural stone deserves to be used with integrity: the right stone for the right function, in the right hue and pattern.'**





## VAN GUCHT NATUURSTEEN

**PROJECT**  
Notariaat Naets & Van Cauwenbergh

**PROCESSOR & EXECUTOR**  
Van Gucht Natuursteen

**DESIGN**  
Coopers Design - Architect Sophie  
Cuyvers

**PROJECT DEVELOPER**  
B+ Villas

**MATERIAL**  
Kandla Grey



## NOTARIAAT NAETS & VAN CAUWENBERGH

### Indian sandstone steals the show

The architectural firm Coopers Design from Westerlo set to work on designing a civil-law notary's residence and office. The situation of the building plot, bordering the De Kwarekken nature reserve, served as a fantastic source of inspiration. Natuursteen Van Gucht from Dendermonde supplied the natural stone for the façade and the paving. It is shown off to its best advantage in the modern architectural style used, which is partly due to the marvellous location.

The plot on which civil-law notary Lien Van Cauwenbergh had her new office and home built has a specific relief. The building was designed and constructed in close cooperation between Coopers Design and villa builder B+ Villas. 'The entire project closes itself off from the street rather than opening itself up, and follows the beautiful sightlines to the panoramic views of the nature reserve at the back of the house', says architect Sofie Cuyvers. 'The office is semi-underground, and the living area with a view of the garden starts on the ground floor. The notary's daughter has a studio on the ground floor, which is also in contact with nature. A custom perforated wall provides a subtle view of the street and creates an additional living space, as it were. The garden was designed by landscape architect Joost Valgaeren.'


**'Uniformity was maintained in the design thanks to the natural stone used.'**


### Harmony

Natural stone was used in and around the entire house, which was supplied and installed by stonecutters Van Gucht from Sint-Gillis-bij-Dendermonde. To ensure a uniformity of design, variants of the same natural stone were chosen for both the exterior and the interior. The type of stone chosen was Kandla Grey. This Indian sandstone has a greyish-brown hue and can be used in myriad ways. It was laid on the indoor stairs by the craftsmen of Van Gucht.

Outside, Kandla Grey returns in a more prominent role. The natural stone also gives the façade an austere look. Tiles of varying sizes were chosen to instil a certain dynamism into the design. They are interspersed with elegant window sections. The façade has an imposing feel to it, but the natural stone provides a touch of refined sophistication.

The harmonious interaction is continued in the paving around the house, for which cobblestones in Kandla Grey were used. As a finishing touch, Van Gucht also supplied the materials for the pool area. By working with the same natural stone in varying finishes, sizes and applications, both inside and outside, the design team created an indoor and outdoor environment that exudes tranquillity and unity.





## VANDIX NATUURSTEEN & TUINMATERIALEN

EXECUTOR  
Alex Wildschütz – Totaalconcepten BV

MATERIAL  
Gizeh Limestone



## WESTVLAAMS TEGELHUIS

EXECUTOR  
Saniture BV

DESIGN  
Saniture BV

MATERIAL  
Gaudi Brown

PHOTOGRAPHY  
Saniture BV



## WESTVLAAMS TEGELHUIS

PROJECT  
Interieur Coconne

EXECUTOR  
Pieter Myny (indoor)  
Gheleyns (outdoor)

DESIGN  
Coconne Architects - Charlotte Pattyn

MATERIAL  
Sinai Pearl  
Musigny Sable Lux

PHOTOGRAPHY  
WIT

## INTERIEUR COCONNE

### Timeless allure thanks to authentic limestone

When architect Charlotte Pattyn of Coconne was engaged for the interior design of a luxury villa on the Belgian coast, she resolutely opted for Musigny. The neutral hues and versatility of this limestone contribute beautifully to the timeless look of this house. She procured the natural stone from Het Westvlaams Tegelhuis in Roeselare.

This project in Knokke involved the full-scale restoration of a villa in line with current building and energy standards. The villa was also to be equipped with all modern conveniences. The client called on Coconne, an agency in Handzame (Kortemark) that carries out both architecture and interior design projects throughout Flanders, for this purpose. 'The house was given a serious upgrade,' recalls architect Charlotte Pattyn. 'The only difficulty lay in the fact that the clients intended to sell the house as soon as it was done and would never live in it. It was a real estate investment. That is why it was important to use neutral and timeless materials.'

With this in mind, we chose Musigny, an Egyptian limestone in a sable lux finish, for both the interior and the exterior of the villa. The natural stone tiles were laid in a stretcher bond. The same material was used outside for the swimming pool borders and steps. The limestone was also used on the walls and furniture of the bathrooms. Pieter Myny was responsible for the laying the tiles indoors, while Gheleyns took care of the tiling and the corresponding finishing work outside.

**'You can discover a new type of natural stone every day.'**


### Successful combinations

Architect Charlotte Pattyn enjoys working with natural stone. It offers many possibilities and has a warm and authentic look and feel. 'It seems as if there is a new variety of natural stone to discover every day. The material also combines well with mortex or other types of natural stone,' she says. The kitchen worktop was executed in Gris Catalan, a Spanish limestone with an anticato finish.

Her eye initially fell on Pietra di Medici, a greyer limestone with more prominent pattern, for the floors. 'In the end, we didn't think it was neutral enough. We decided to stick within the same type of natural stone and ultimately selected Musigny. We left the limestone fairly unfinished, open and porous. Of course, we had subjected it to the necessary treatments first. Our vision is to use as few different materials as possible in a project in order to create a harmonious whole. Here, we combined the natural stone downstairs with oak parquet in a herringbone pattern and simple parquet flooring upstairs. The cupboards are a dark and natural oak veneer.'

The result is an interior that has a tranquil yet exceptionally luxurious look and feel. 'It's exactly what you would expect for a house like this on the coast. And we did our job well, because the house was sold in no time at all,' concludes Charlotte.





## WESTVLAAMS TEGELHUIS

DESIGN  
Interior Designer Laura Calleeuw

MATERIAL  
Sinai Pearl  
Musigny Sable Lux

PHOTOGRAPHY  
Bert Demasure



## WESTVLAAMS TEGELHUIS

DESIGN  
Interior Designer Laura Calleeuw

MATERIAL  
Oak Grey Wood  
Emperador Grey

PHOTOGRAPHY  
Bert Demasure

## SPONSORS

### ARDEX

ARDEX supplies high-quality construction materials and systems. Together with our partners, we are committed to a policy of sustainable entrepreneurship that focuses on shared success and profitable growth. We aim to establish ourselves as a premium supplier in all the segments we serve. We strive for global market leadership in select target segments.

As a family business, we value teamwork and encourage employees to embrace our company culture. Our company's confidence and success are the result of years of sustained, solid growth. We are proud of our history. ARDEX aims to do everything as well as possible at all times.

ARDEX believes that all activities carried out by our employees and partners must be characterized by integrity, transparency and responsible entrepreneurship. Our employees are the foundation on which our company is built. All our activities are led by our desire for sustainable, long-term growth.



Ardex  
+49 23026640  
+32 467020474  
info@ardex.eu  
www.ardex.eu/BeNeLux-nl/

### ROCAMAT

ROCAMAT began as Civet Fils et Cie in 1853. It transformed into Civet Pommier et Cie in 1898 and Carrières et Scieries de France in 1927, becoming ROCAMAT in 1971. From the outset, the company has been a major producer of limestone for the building trade.

In 1963 it absorbed Société Générale des Carrières Françaises, the former Dubourdieu and Pagani establishments, then in 1971, Société Industrielle et Commerciale des Marbres, Pierres et Granits (SICMPG). In 1976, it took over Dervillé Fèvre, a company comprising Dervillé, Marbres Français and Fèvre et Cie.

In 2005 the company was acquired by LBO France, which ceded control to another fund ten years later. In 2018 the company underwent major restructuring, its capital reverted to being mainly family-owned and the Quebec Polycor group acquired a minority stake.

Since then, ROCAMAT has continued its development by highlighting the know-how that is the basis of our architectural heritage's unique beauty and sustainability.



Rocamat  
+33 149332600  
www.rocamat.fr/en/  
+32 478607077

### SOLIDOR

Ever since its founding, SOLIDOR has maintained a clear vision and mission: to provide customers with rubber and plastic products and services of exceptionally high, consistent quality. It aims to achieve this goal through continuous investments in state-of-the-art equipment, own research and development and the creation of solutions that meet all the market's current and future needs.

Solidor Rubber & Products is located in Wevelgem in West Flanders and is a well-known manufacturer of rubber and plastic products and solutions for applications in the construction sector, machine building, the chemical industry, food industry and other sectors. In addition to an extensive range of own products and standard solutions, Solidor also pays great attention to the provision of specific solutions to meet clients' individual needs. Thanks to the modularity of the various components, its system opens up possibilities for many different applications, even in complex circumstances and environments.

SOLIDOR produces sturdy, attractive (outdoor) solutions for patio installations on any surface. The modular patio supports have a high-quality finish and are manufactured entirely from sustainable, low-maintenance, environmentally-friendly materials.



Solidor  
Kouterstraat 11B  
8560 Wevelgem  
+32 56413570  
info@solidor.be  
www.solidor.be/en





## MEMBERS

### BAUMA-STONE

Rue Voie de Liège 20  
4681 OUPEYE  
+352 26 99 78 21  
info@bauma-stone.com  
www.bauma-stone.com

### BELTRAMI

Venetiaëlaan 22  
8530 HARELBEKE  
+32 56 23 70 00  
info@beltrami.be  
www.beltrami.be

### BMB

Waregemseweg 154  
9790 WORTEGEM-PETEGEM  
+32 56 68 05 61  
info@bmb.be  
www.bmb.be

### BRACHOT SURFACES

E3-laan 86  
9800 DEINZE  
+32 9 381 81 81  
info@brachotsurfaces.com  
www.brachotsurfaces.com

### CARRIERES DU HAINAUT

Rue de Cognebeau 245  
7060 SOIGNIES  
+32 67 34 78 00  
info@carrieresduhainaut.com  
www.carrieresduhainaut.com

### CARRIERES DE LA PREALLE

Hewal S/N 16  
6941 AISNE  
+32 86 49 91 06  
info@carrieres-de-prealle.be  
www.carrieres-de-prealle.be

### CROMARBO

Rue des Chapelles 58  
5080 RHISNES  
+32 81 56 60 13  
info@cromarbo.com  
www.cromarbo.be

### DILS D&W NATUURSTEEN

Vaartstraat 79  
2335 HULSHOUT  
+32 15 23 09 89  
dave@dilsdwnatuursteen.be  
www.dilsdwnatuursteen.be

### MARIS NATUURSTEEN

Impulsstraat 11  
2220 HEIST-OP-DEN-BERG  
+32 15 24 87 46  
info@marisnatuursteen.be  
www.marisnatuursteen.be

### Members



## MEMBERS

### TUINMATERIALEN MEYNEN

Molsebaan 36  
2450 MEERHOUT  
+32 (0)14 30 82 01  
info@tuinmaterialenbvba.be  
www.tuinmaterialenbvba.be

### MICHEL OPREY & BEISTERVELD

Havenweg 18  
NL-6101 AB ECHT  
info@mo-b.nl  
www.mo-b.nl

### POTIER STONE

Vliegplein 64  
9991 MALDEGEM  
+32 50 71 91 91  
info@potierstone.be  
www.potierstone.be

### STONE

Grote Steenweg 13  
9870 ZULTE  
+32 9 388 91 11  
info@stone.be  
www.stone.be

### STONE SENSES by STONE CONSULTING

Gaston Roelandtstraat 16B1  
8020 OOSTKAMP  
+32 50 30 14 10  
info@stoneconsulting.eu  
www.stoneconsulting.eu

### TUYTELAERS NATUURSTEEN

Klein Ravels 87  
2380 RAVELS  
+32 14 65 44 44  
info@tuytelaers.be  
www.tuytelaers.be

### VAN GUCHT NATUURSTEEN

Acacialaan 14  
9200 DENDERMONDE  
+32 52 21 43 80  
info@vangucht.eu  
www.natuursteen-vangucht.be

### VANDIX NATUURSTEEN

Kuipweg 6  
8400 OOSTENDE  
+32 59 23 99 40  
info@vandix.be  
www.vandix.be

### WESTVLAAMS TEGELHUIS

Armoedestraat 15  
8800 ROESELARE  
+32 51 26 32 63  
info@westvlaamstegelhuis.be  
www.westvlaamstegelhuis.be

### Members





## TRUSTONE

### What is the TruStone Initiative?

The TruStone Initiative is a collaboration by Dutch and Belgian businesses with governments, NGOs and trade unions to promote honest extraction and manufacturing of natural stone in countries where the environment, human rights and workers' rights are not always respected.

In practice, it can be difficult for individual companies to exert influence at the beginning of the supply chain. By collaborating with other businesses and societal organisations, they can prevent and mitigate possible negative impacts of their own activities or those of their suppliers.

### How does this work?

It all begins with identifying all the links of the supply chain, from the natural stone quarry to the final kitchen, bathroom or patio. Armed with this information, the company, supported by NGOs and unions if needed, starts searching for potential hazards in stone quarries, factories and nearby villages. The company draws up a plan of approach, has this assessed by an independent body, and gets to work to resolve any problems and repair any harm done. Proper monitoring and communication ensure that everything is transparent and complies with official UN principles and OECD guidelines.

These rules are intended to help companies address wrongful practices within their supply chains. Are there still complaints or people experiencing negative consequences? In that case, an independent, professional committee reviews the complaint.

### Why become a member?

- ◇ Improve your company's image!
- ◇ Increase your chances of winning government contracts and architectural projects, ...
- ◇ Help people earn a living wage and combat modern slavery!
- ◇ Help children living near stone quarries go to school!
- ◇ Help reduce environmental harm!

### Interested?

[info@bnsa.be](mailto:info@bnsa.be)

[initiatieftrustone@ser.nl](mailto:initiatieftrustone@ser.nl)

[www.imvoconvenanten.nl/natuursteen](http://www.imvoconvenanten.nl/natuursteen)

TruStone 



EXCLUSIVE NATURAL STONE PROJECTS BY BNSA

[www.bnsa.be](http://www.bnsa.be)